



Helping hands for your Forklift truck

Reach Fork T140
Pantograph T149



T140 · T149

Field of application

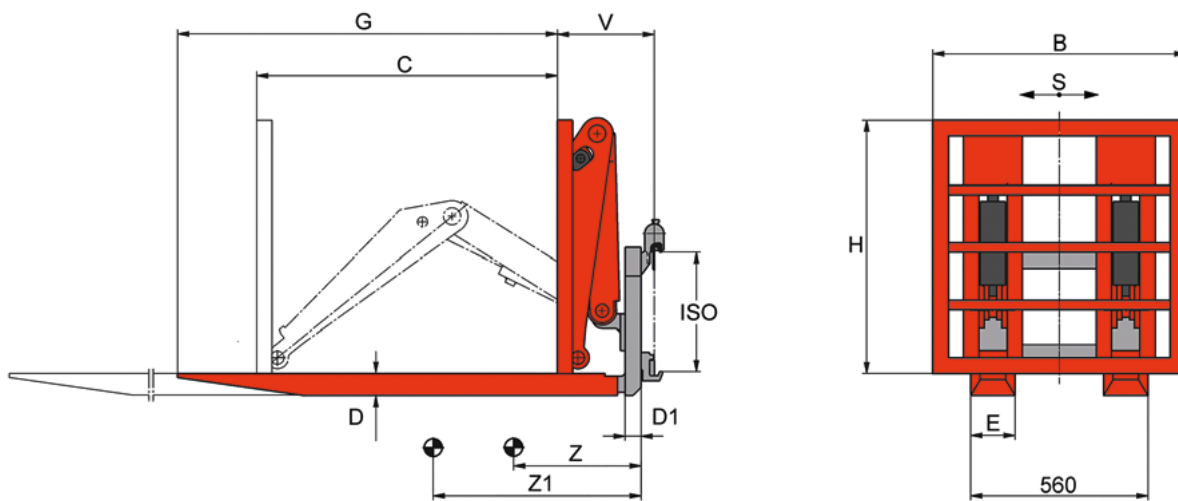
There is quite a range of fork lift trucks fitted with pushing devices: either the fork or the lift mast can be pushed forward when picking up the load from the ground and retracted during travelling. This construction results in a very compact form of vehicle, allowing it to pass through narrow travelling aisles, as the centre of gravity of the load comes closer to the front axle during travelling.

When a standard fork lift truck is fitted with a pusher fork, this arrangement combines to an appreciable extent the advantages of both the retractable fork truck and the front loader truck. It then becomes possible, for instance, to load or unload lorries and trucks from one side only.

Description of construction

These disadvantages are eliminated when making use of a KAUP pushing fork, as the mobile fork, attached to the load backrest, is pushed under the pallet, while the fixed bearing fork rests on the lorry platform - the mast being tilted backwards -, so that the fork lift truck does not bear the full load strain on its front axle. As the pallet is pulled back together with the load backrest, the load is brought onto the bearing area of the lift truck and it can then be easily lifted and transported.

The fixed pair of forks are welded forks made of high-strength fine grain steel. They are enclosed by movable fork shoes. The pushing movement is thus transmitted through hydraulically controlled links made of chamfered sections and is similar to that of all pusher or push-and-pull devices.



Reach Fork T140 with fix pair distance - 1 hydraulic function

Model	Capacity extended kg/mm	Capacity retracted kg/mm	B mm	C mm	D mm	D1 mm	E mm	G mm	H mm	ISO cl.	V mm	CofG Z1 mm	CofG Z mm	Weight kg
2 T 140	2.000/600	2.500/600	800	950	70	50	140	1.200	800	2/3	268	692	357	405

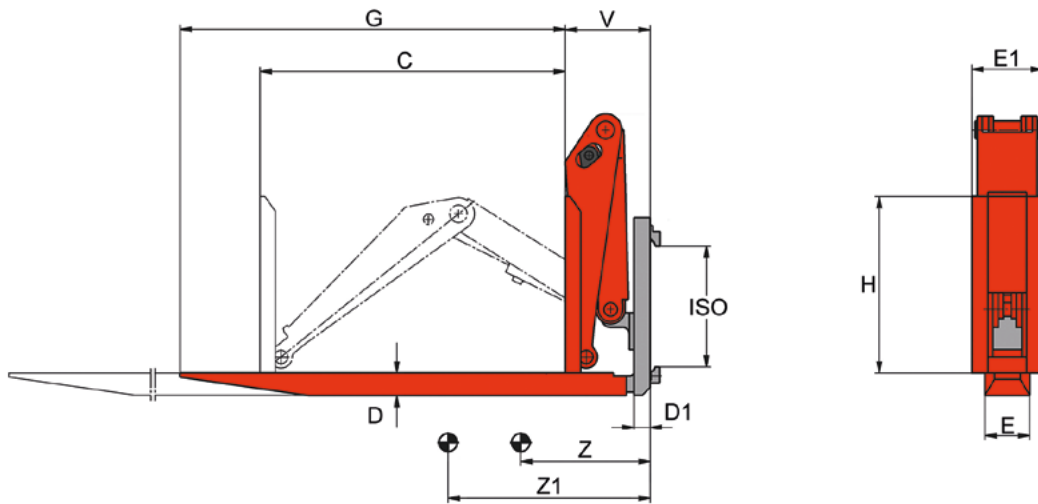
Max. distance from fork tip to mast = $G + V + C$ + thickness of FLT carriage.

Reach Fork T140SV with independent sideshift - fix pair distance - 2 hydraulic functions

Model	Capacity extended kg/mm	Capacity retracted kg/mm	S mm	B mm	C mm	D mm	D1 mm	E mm	G mm	H mm	ISO cl.	V mm	CofG Z1 mm	CofG Z mm	Weight kg
2 T 140 SV	2.000/600	2.500/600	± 100	800	950	70	50	140	1.200	800	2	310	685	373	430
2 T 140 SV	2.000/600	2.500/600	± 100	800	950	70	50	140	1.200	800	3	310	607	332	490

Max. distance from fork tip to mast = $G + V + C$ + thickness of FLT carriage.



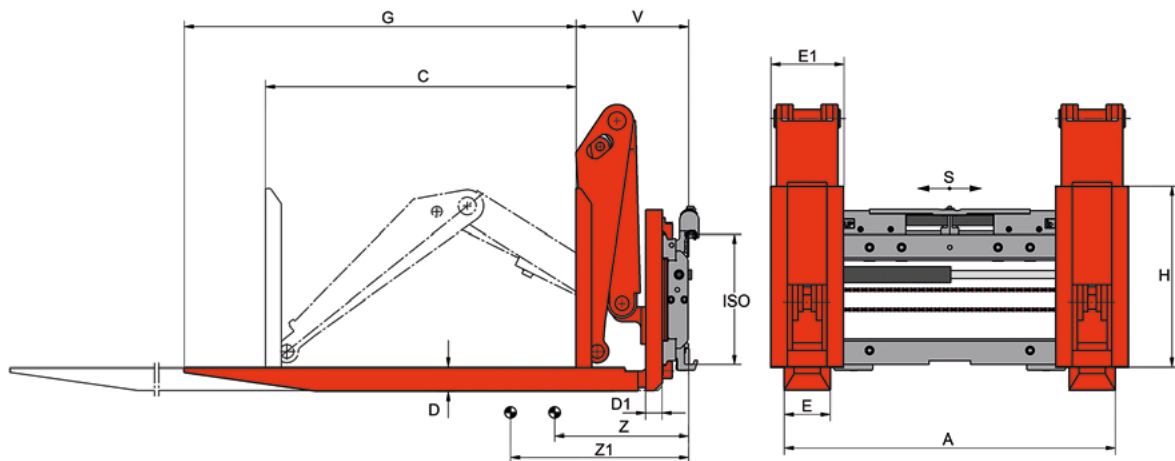


Reach Fork T140E individually placable on the fork carriage - 1 hydraulic function

Model	Capacity extended kg/mm	Capacity retracted kg/mm	C mm	D mm	D1 mm	E mm	E1 mm	G mm	H mm	ISO cl.	V mm	CofG Z1 mm	CofG Z mm	Weight kg
2 T 140 E	2.000/600	2.500/600	950	70	50	140	220	1.200	550	2/3	268	696	387	355

Technical data per pair.

Max. distance from fork tip to mast = $G + V + C$ + thickness of FLT carriage.



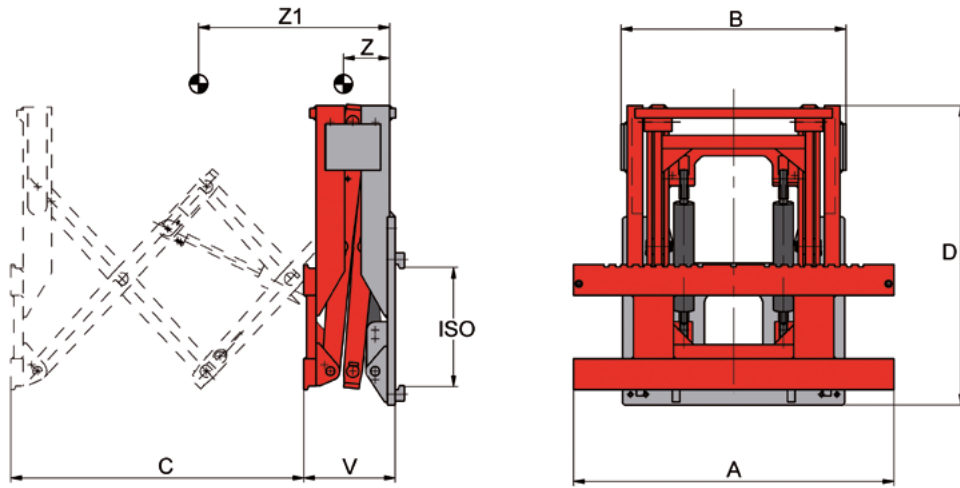
Reach Fork with Fork Positioner T140E/T163

with independent sideshift - 2 hydraulic functions + solenoid valve

Model	Capacity extended kg/mm	Capacity retracted kg/mm	S mm	C mm	D mm	D1 mm	E mm	E1 mm	G mm	H mm	A mm	ISO cl.	V mm	CofG Z1 mm	CofG Z mm	Weight kg
2T140E/2T 163	800/600	1.600/600	± 100	950	70	50	140	220	1.200	550	370-1.090	2	350	609	369	460
2T140E/4T163	1.150/600	2.300/600	± 100	950	70	50	140	220	1.200	550	450-1.180	3	350	536	327	528
3T140E/4,5T163	1.500/600	3.000/600	± 100	950	73	50	175	220	1.200	550	455-1.385	3	370	554	345	620

Max. distance from fork tip to mast = $G + V + C$ + thickness of FLT carriage.





Pantograph T149/T149Z 1 hydraulic function

Model	Capacity kg/mm	A mm	B mm	C mm	D mm	ISO cl.	V mm	CofG Z mm	CofG1 Z1 mm	Weight kg
2 T 149	2.000/600	1.040	730	950	970	2/3	310	146	609	450
2 T 149.1	1.200/600	1.040	730	1200	1.060	2/3	310	141	711	458
3 T 149	3.000/600	1.150	1.130	800	970	3	435	198	565	680
4 T 149	3.500/600	1.350	1.130	800	970	4	435	189	539	745
2 T 149 Z	3.000/500	1.100	890	620	1.170	2/3	354	149	436	470
3 T 149 Z	3.500/600	1.150	1.120	750	1.290	3/4	350	167	526	710
8 T 149 Z	6.000/600	1.500	1.050	1.045	1.538	4	465	236	741	1.320

2/3T149Z suitable to attach clamps and multi pallet handlers.

The capacities are related to the extended pantograph. Available with sideshift function upon request.
 Max. distance from fork tip to mast = V + C + thickness of FLT carriage + fork length.
 Other fork carriage widths available upon request.



KAUP attachments correspond to the requirements of the valid EC regulations regarding quality, safety and technical documentation.
 All technical data are subject to alteration.

KAUP is certified acc. to DIN EN ISO 9001



Helping hands for your Forklift truck

KAUP GmbH & Co. KG

Braunstrasse 17 · D - 63741 Aschaffenburg

☎ +49 6021 865-0 · 📠 +49 6021 865-213

E-Mail: kaup@kaup.de · www.kaup.de

T140-T149.en.05.2015.mnk-pdf